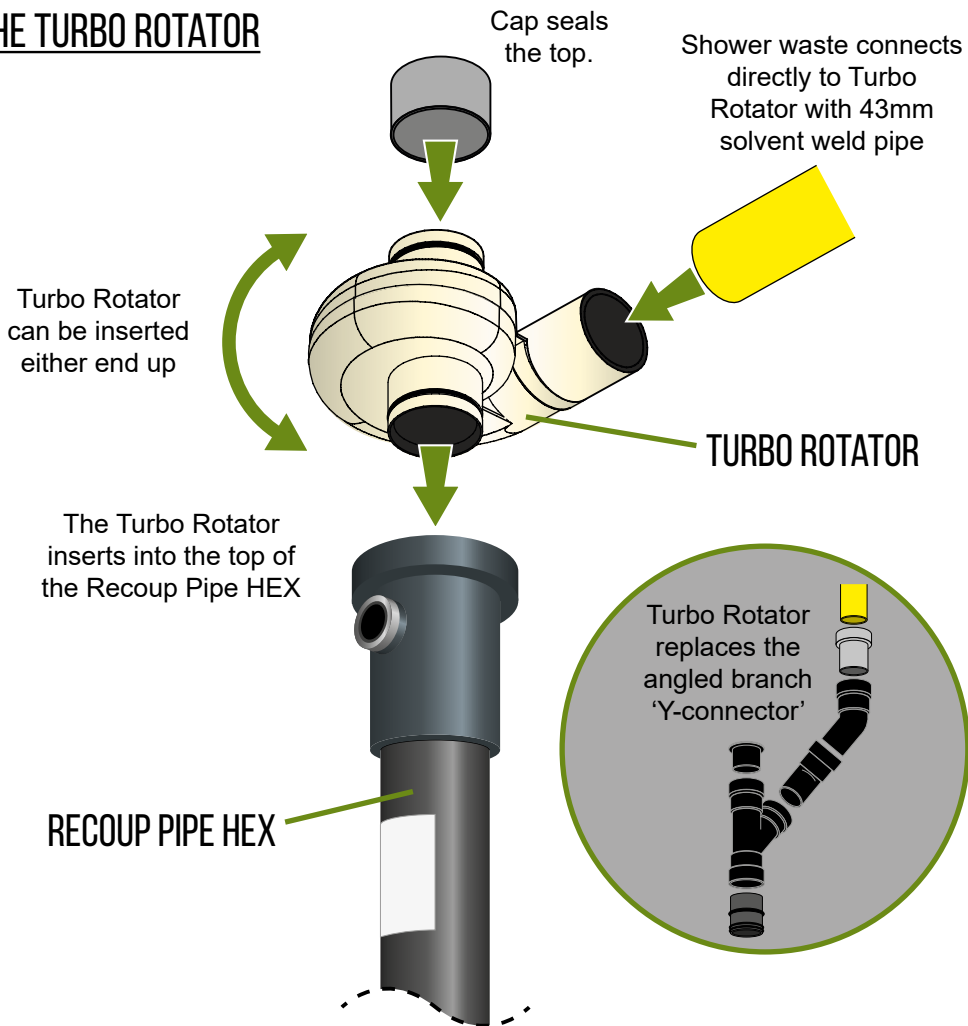


PIPE HEX INSTALLATION DIFFERENCES

THE PIPE HEX & TURBO ROTATOR PROVIDES AN INCREASE IN OVERALL EFFICIENCY

THE TURBO ROTATOR



Turn over - Install height and brass connector details

PIPE HEX INSTALLATION DIFFERENCES

THE MAIN **INSTALLATION METHOD** REMAINS EXACTLY THE SAME

INSTALL HEIGHT



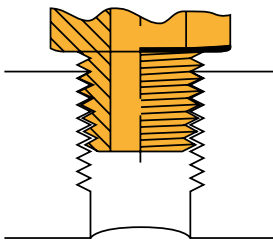
The Recoup Pipe HEX is 100mm longer than the Pipe+ HE but the shorter end components result in an install height 47mm less than the shortest Pipe+ HE installation height.

BRASS CONNECTORS

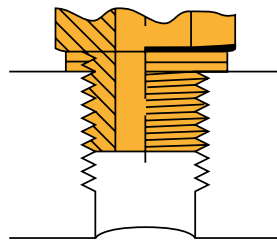


1/2" female BSP parallel thread

Brass connectors are not supplied with the Pipe HEX. The cold mains inlet and preheat outlet are both 1/2" female BSP parallel threads. 1/2" male BSP parallel or tapered threaded connectors should be used to connect the cold and preheated water pipework.



Tapered thread into a parallel hole



Parallel thread into a parallel hole

NB: Brass connectors with a parallel male thread should be sealed using a washer or O-ring. All brass connectors should be installed using a suitable thread sealant complying to The Water Supply (Water Fittings) Regulations.

Turn over - The Turbo Rotator